



Test Taker
Handbook

JANUARY 2024

Contents

1. Introduction	
About PTE Core.....	2
PTE Core in 6 steps.....	3
2. Preparation.....	4
PTE Core free short course	4
PTE Core Test Tips	4
PTE Core offline Practice Test	4
Textbooks	4
3. Book your test	5
Payment policy	5
Cancel or reschedule a test	6
Fee policy.....	6
Rescheduling	6
Cancellation	6
Refunds.....	7
Exceptions for medical or family emergency	7
Changes to the test	7
Special requirements.....	7
Comfort aids.....	7
4. Test day.....	8
Arrival	8
Identification document (ID) and biometric data.....	9
Test center rules	10
The test room	10
Before the test	10
5. During your test.....	11
Starting your test	11
The test.....	12
Breaks.....	13
Finishing your test	13
6. After your test	14
Receiving your Score Report	14
Viewing your Score Report.....	14
Sending your Score Report to an institution	15
Through your account	15
Using your Score Report Code (SRC).....	15
Sending your Score Report to the Immigration, Refugees and Citizenship Canada office (IRCC)	15
Understanding your Score Report	16
Retaking and rescoreing	16
Skills Profile	18
7. Tips to improve	19
8. Contact details	19
9. Terms and Conditions	20

About PTE Core

PTE Core is a secure, computer-based test of everyday English listening, reading, speaking, and writing.

This test delivers an accurate, real-life measure of test takers' language ability to government departments and organizations requiring general English skills.

The use of PTE Core services is in accordance with the **PTE Core Test Taker Terms and Conditions** set out in this document.

PTE Core in 6 steps

1

Prepare

We recommend that all test takers prepare for PTE Core, even if English is your first language. See [pearsonpte.com/preparation](https://www.pearsonpte.com/preparation) for a range of resources to help you.

2

Find a seat

Visit [pearsonpte.com](https://www.pearsonpte.com) to check test availability.

3

Book your test

Create your myPTE account to book and purchase your test.

Note:

- ▶ Make sure you read the Terms and Conditions. [See page 20](#)
- ▶ If you have special needs, you must make your accommodation request before you book a test. [See page 7](#)
- ▶ If you are under 18, a Parental Consent Form must be completed. Once approved, the consent form is valid for all tests until you are 18.

You can continue your preparation after booking your test.

4

Take the test

On test day, your identity will be checked against your identification document (ID).

[See page 9](#)

5

Receive your results

Scores are usually available within 48 hours, but may take up to 5 days. You will receive an email when your Score Report is ready.

[See page 14](#)

6

Share your results

Sign in to your account to access your Score Report. You can share your score with accepting institutions by giving them your unique Score Report Code (SRC). For all Canada visa applications, the Canada government (IRCC) will automatically be able to access your score using this SRC.

[See page 14](#)

Preparation

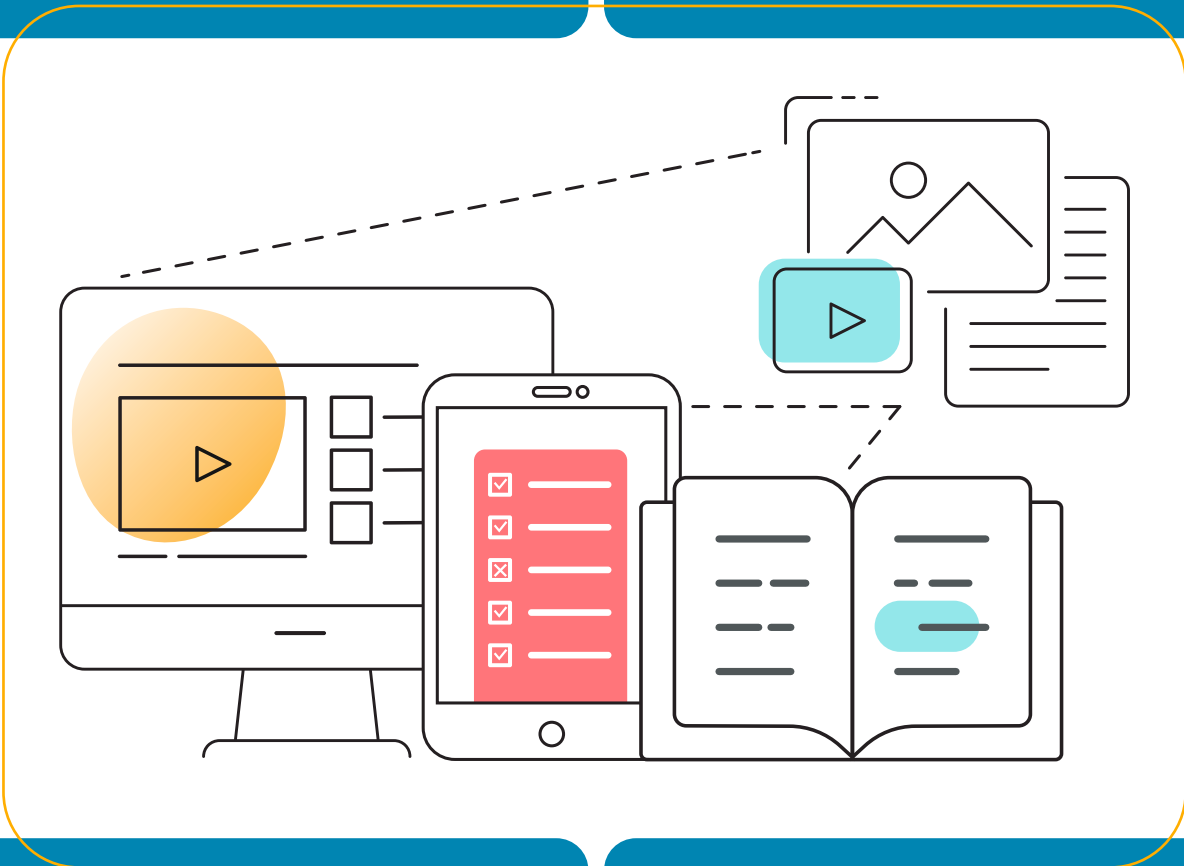
All test takers should prepare for PTE Core, even if English is your first language. We offer digital and print preparation materials, including the following:

PTE Core free short course

Introduction to PTE Core is a free online course that features video guidance on the test and example test questions to practice with. It is an ideal way to get familiar with PTE Core and build some confidence before more intensive practice.

PTE Core offline Practice Test

Prepare for your PTE Core test by accessing our free downloadable and printable Practice Test covering all the PTE Core question types. The Practice Test comes with sample responses and answer explanations.



PTE Core Test Tips

Be ready for test day by reviewing the PTE Core Test Tips. Learn important dos and don'ts for the test, as well as key tips on how you can achieve your best score.

Textbooks

We have a range of textbooks for general English learners. Improve your English skills ahead of your test by visiting [pearsonpte.com/preparation/english-language-learning](https://www.pearsonpte.com/preparation/english-language-learning)

Book your test

1

Find a seat

Visit [pearsonpte.com](https://www.pearsonpte.com) to check test availability:

1. Confirm your chosen test center.
2. Confirm your chosen date and time.

2

Create your myPTE account

Fill in the registration form with your details. Remember to use a valid email address.

3

Ensure your personal details are accurate

Your personal details must match your identification document.

- ▶ **See page 9** for which documents are accepted.
- ▶ Enter your names (including middle names) in the **'First name(s)'** field. Enter your surname or family name in the **'Last/family name'** field.
- ▶ If your ID document does not include a surname or family name enter a full stop (.) in the **'Last/family name'** field.
- ▶ Use Roman characters throughout.

4

Make your appointment

Review your appointment details, making any final alterations.

5

Complete your purchase

Once you have created your account and provided the necessary consents, you are ready to purchase your test. Enter your payment details and once your purchase is confirmed, you will receive a confirmation email. Remember to check all the details in this email.

Your test is now booked.



Payment policy

- ▶ To process your booking, we must receive full payment in the specified currency. We accept the following forms of payment: Credit card (Visa®, MasterCard®, American Express®, or JCB®) or debit card (Visa® or MasterCard® only).
- ▶ Voucher payments can be applied to a test fee only, not a rescheduling fee. Please note that we cannot refund voucher payments.
- ▶ If your payment is declined, your test appointment or test results will be canceled.
- ▶ For a full breakdown of fees, visit [pearsonpte.com/testcenters](https://www.pearsonpte.com/testcenters)

Cancel or reschedule a test

You may reschedule or cancel your appointment at any time. We highly recommend that you do this as soon as possible to reduce the cancellation fee.

The easiest way to cancel or reschedule your test is to sign in to your **myPTE account** at pearsonpte.com and use the **'Reschedule'** or **'Cancel'** buttons on your appointment summary.

Alternatively, please contact us by visiting pearsonpte.com/help-center

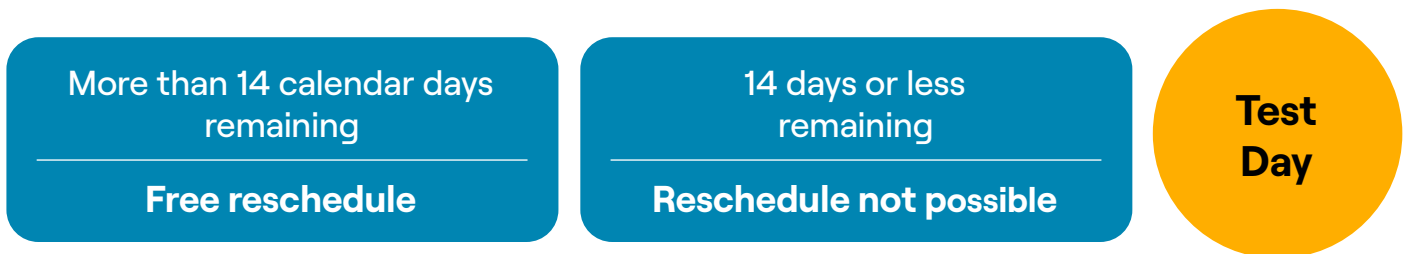
Fee policy

Rescheduling

You can reschedule your test for free if there are more than 14 full calendar days left before your test.

The maximum number of times you can reschedule a single test appointment is 6.

If your test is in 14 days or less, you cannot reschedule your test and the 'Reschedule' button will not be displayed on your myPTE dashboard. You must cancel your test and book a new appointment. See Cancellation policy below for applicable fees.

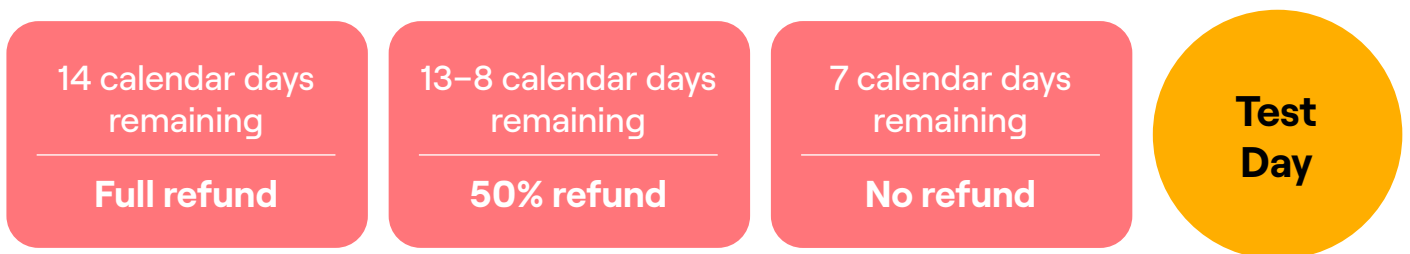


Cancellation

If you cancel at least 14 full calendar days before your test, you will receive a full refund.

If you cancel between 13 and 8 full calendar days before your test, you will receive a 50% refund.

No refunds will be provided if there are fewer than 7 calendar days left before your test.



Refunds

Pearson may, at its sole discretion, offer you a refund for any testing fees where you have registered and paid any testing fees directly to Pearson. This may apply in cases where Pearson has canceled your test due to scheduling or test center issues. Any other direct costs and expenses incurred beyond the cost of the test will be considered on a case-by-case basis.

We cannot provide any direct refunds for voucher registrations, so if you have registered using a voucher, please contact the outlet you obtained or purchased it from.

If you paid by credit/debit card, any refund will be credited back to the original credit/debit card or bank account.

For a full breakdown of fees, please contact the customer service team in your region via pearsonpte.com/help-center

Exceptions for medical or family emergency

If you are unable to attend the test center on the day of your test because of illness or family emergency, Pearson may, at its discretion, allow you to reschedule the test free of charge.

You should fill in the **'Request Emergency Reschedule'** form as soon as you become aware of the emergency, attaching your evidence. This can be done up to 14 full calendar before your scheduled test date.

Acceptance of evidence is at our discretion. There is no automatic right to rebook or obtain a refund if you cannot sit a test for medical or family reasons. You will be contacted if any additional information is required.

Changes to the test

Pearson reserves the right, at its sole discretion, to cancel or reschedule tests, change test content or change the number of test takers in the test room during a PTE Core test.

In the event Pearson cancels or reschedules a test, we will either arrange a refund or reschedule to an alternative date or test center.

Special requirements

PTE Core is a computer-delivered and computer-scored test. This means there are technical limitations to the ways in which we can accommodate the needs of test takers.

We are constantly reviewing and expanding the accommodations offered as part of our commitment to inclusion and equal access for all test takers.

- ▶ Accommodations are available for test takers who meet certain eligibility criteria and properly request and receive confirmation from Pearson prior to sitting the test.
- ▶ Please let us know if you have any special requirements when creating your account. Once you have completed your profile, you will be asked to fill out a form with details of your request.
- ▶ Your submitted form will be reviewed and the Customer Support team will contact you to book your test.
- ▶ Please submit the form at least six weeks before your chosen test so that there is time to process your request.
- ▶ If you have a hand injury that prevents the palm vein scan, please contact us before booking the test, otherwise you will be turned away from the test center and lose your test fee.
- ▶ No adjustment can be made to a test score in response to unexpected illness or other events at the time of a test.

Comfort aids

You may bring comfort aids into the test room provided they are checked by the Test Administrator. Comfort aids include:

- ▶ Tissues
- ▶ Cough drops (must be unwrapped)
- ▶ Pillow for supporting neck, back or injured limbs
- ▶ Sweater, sweatshirt or blazer (if the item has pockets and you do not want to remove the item for inspection, you will be asked to show that the pockets are empty)
- ▶ Eyeglasses and hearing aids
- ▶ Neck braces or collars (worn by people with neck injuries)
- ▶ Insulin pump attached to a person's body

Test takers must provide their own comfort aids.

Test day

Arrival

- ▶ You must arrive at least 30 minutes before your test and sign in at the test center reception. If you arrive late you will not be allowed to take the test and you will lose your test fee.
- ▶ You must read and agree to the **Test Taker Agreement**, which will be provided to you when you arrive at the test center.
- ▶ The Test Administrator will check your ID and take your palm vein scan and signature. Please note the electronic signature you provide is legal acceptance of the agreement you have read.
- ▶ The Test Administrator will explain the test center rules and regulations.
- ▶ Personal belongings have to be stored in the secure storage facilities. You cannot access the storage facilities until your test has been completed.



Watch:
What to expect on test day
pearsonpte.com/testday



Identification document (ID) and biometric data

You must provide a valid, non-expired passport to take PTE Core.

- ▶ The name, date of birth, citizenship and gender on your ID must exactly match the details in your test booking.
- ▶ If you do not have your passport due to an ongoing visa application, you must request it back to present on the day of your test.
- ▶ Remember that if the details on your ID do not match the name on your test booking, or if you fail to present your original document, you will not be allowed to sit the test and you will lose your test fee. Photocopies are not accepted, even if they have been certified. Digital IDs are not accepted.

If you do not have a passport

- ▶ Please review the ID requirements as you may be able to provide an alternative form of identification in some countries: [pearsonpte.com/acceptable-id](https://www.pearsonpte.com/acceptable-id)

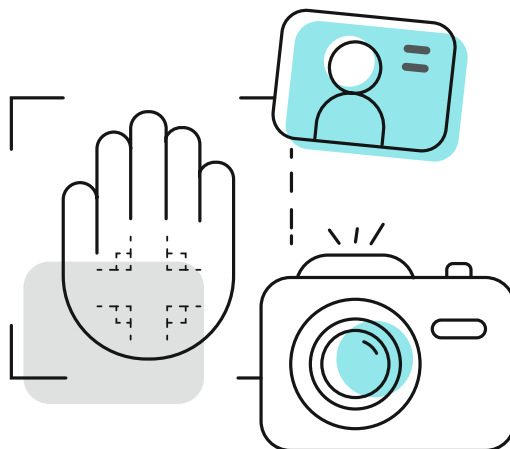
Security and biometric data

- ▶ Test centers use CCTV to monitor possible infringements and to manage the security of the building.
- ▶ Data may be shared with government authorities or other institutions that are processing an application you have submitted to them that includes PTE Core results, or that you have nominated to receive your test scores.
- ▶ You can read our full privacy policy on what data we collect and how it is protected at [pearsonpte.com/privacy-policy](https://www.pearsonpte.com/privacy-policy)

On the day of the test, we will take:

- Your photograph
- Your signature
- A scan of your palm vein pattern
- A spoken personal introduction from you


We may also take a copy of the ID that you present at the test center.



Test center rules

The test room


The following are **not** allowed in the test room:



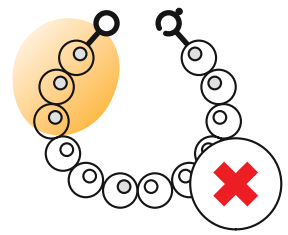
Phones



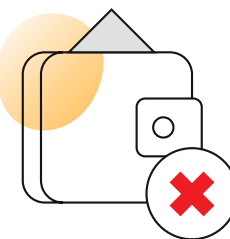
Electronic devices



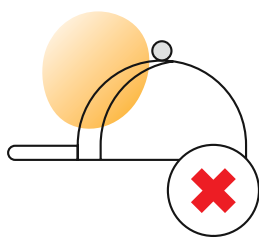
Digital watches



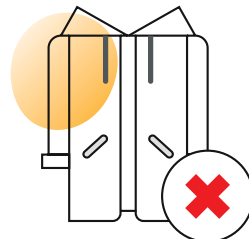
Jewellery thicker than
1/4 inch (1/2 cm)



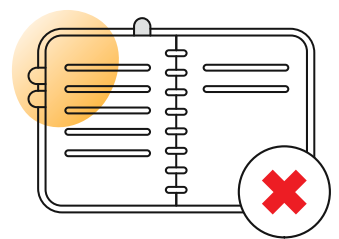
Wallets / Purses



Hats



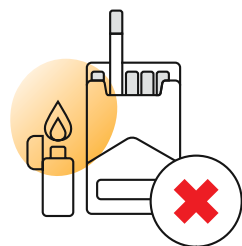
Coats




Books / Notes



Eating / Drinking /
Chewing gum



Smoking



Chatting /
Disturbing others

Before the test

- ▶ You **must** store all personal items in a locker. Phones and electronic devices must be turned off before storing them. The test center is not responsible for lost, stolen or misplaced items.
- ▶ You will be asked to empty your pockets and show that you have removed personal items.
- ▶ You will be given an erasable whiteboard and two pens.
 - **Do not** write **anything** on the erasable whiteboard until the test begins.
 - Keep them inside the test room and return them after the test.
 - If you finish your erasable whiteboard, raise your hand and you will be given a new one.
- ▶ Your identity will be checked before you begin the test. You must stay in your seat. For security reasons, you will be monitored at all times. Video and audio will be recorded.

Warning: Test takers who break the rules may have their PTE Core scores revoked.

Test takers engaging in malpractice or abusive behaviour will be banned from taking the test in the future and may be liable to legal action.

During your test

Starting your test

- ▶ When it is time to start your test, the Test Administrator will take you into the test room and assign you a computer with headphones and built-in microphone. You will also be provided with an erasable whiteboard and two pens. You must not take any notes until your test has started.
- ▶ You may not write on the erasable whiteboard until after the test has started.
- ▶ You must start the test when advised to do so by the Test Administrator. The Test Administrator will sign you into the computer and you will be presented with an on-screen non-disclosure reminder.
- ▶ The test will guide you through an equipment check to make sure your headphones and microphone are working correctly. Your test will then begin. If there are any issues, you must immediately raise your hand and advise the Test Administrator.
- ▶ There will be other test takers in the same room, and they will be speaking at the same time as you, so we recommend that you keep your headset on during the entire test.
- ▶ You are advised to speak at a conversational level when completing the speaking section. You do not need to raise your voice.



The test

- ▶ Some items test your ability to listen to spoken English. You will hear international English speakers with a variety of accents. You will not be able to replay the video/audio clips during the test.
- ▶ Some questions test your ability to speak English.
 - You will be asked to speak into a microphone and will be recorded.
 - You will not have an opportunity to re-record your responses.
 - Our test and systems are designed to test normal conversational flow and volume.
 - If your spoken responses contain features such as unnatural pausing/hesitation or poor enunciation of words/sentences, or if you do not follow the directions, this may be reflected in your scores.
- ▶ Some questions test your ability to write in English.
 - You may write your response in any valid form of English (British or American), but it must be consistent throughout the test.
 - For these questions you have an allotted amount of time to respond.
 - If you do not answer the question within this time, you will be required to move to the next question.
- ▶ If you have questions or concerns, raise your hand and the Test Administrator will assist you as long as other test takers are not disturbed. For example, if you:
 - Experience hardware or software problems or distractions that affect your ability to take the test.
 - Run out of erasable whiteboard space or have issues with your pen during the test. The Test Administrator will bring you a new one. Note: you may not remove the erasable whiteboard or pens from the testing room at any time during the test.
- ▶ The Test Administrator cannot answer questions related to test content, and you must not ask questions related to the content of the test.
- ▶ You cannot go back to previous questions to amend your answers.
- ▶ You are not allowed to leave the test before it finishes. Doing so will mean you lose your test fee and your scores will not be provided.

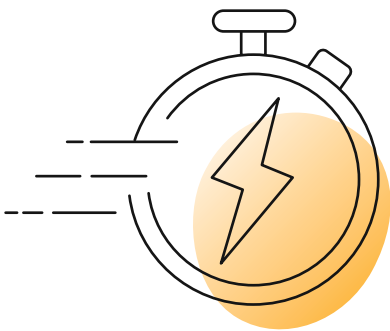


Breaks

There are no scheduled breaks available. You can request an unscheduled break from the Test Administrator but we strongly advise against this as the test clock will not stop during your break.

During your unscheduled break you cannot access your locker or personal items, speak to any other test taker, or leave the building.

If you need to take a break for medical reasons, you must request this before booking your test. **See page 9 'Special Requirements'**. If you need to access medication from your locker, you must inform the Test Administrator before the test starts as you will need to be supervised.



Finishing your test

- ▶ After you finish the test, you must raise your hand to get the attention of the Test Administrator. The Test Administrator will come to your workstation and ensure your test has ended properly.
- ▶ You will be escorted out of the test room, and your identification will be checked electronically when you leave the test room.
- ▶ You will be provided with email confirmation that you completed the test.
- ▶ Once this is complete, you can take your personal belongings from the storage facilities and leave the test center.



After your test

Receiving your Score Report

You will receive an email when your Score Report is ready.

- ▶ We aim for this to be within 5 business days of your test date.
- ▶ You can download your Score Report in PDF format.
- ▶ Institutions will only accept Score Reports that are verified through our electronic platform. You may give the institution the Score Report Code (contained on your Score Report) and they will verify it on the platform. (See page 15, 'Sending your Score Report to an institution'.)
- ▶ We do not verify or authorize any printed Score Reports.
- ▶ Your Score Report is valid for 2 years from the date you take your test.

If you haven't received your Score Report:

- ▶ If it has been 5 working days or less since you took your test, we kindly ask that you wait patiently. You will receive an email when your score is ready to be released.
- ▶ If it has been over 5 working days since you took your test, we recommend checking your junk or spam email folders as the email may be there. If it is not, and you have not received any contact from us, please fill out this form and our Customer Service team will investigate further: pearsonpte.com/help-center

Viewing your Score Report

1. Sign in to your account at mypte.pearsonpte.com
2. Go to the 'My Activity' page.
3. Select 'View Score'.
4. Your **Score Report** will be displayed on screen.
5. To save a copy of the report, click the 'View as PDF' button.

Your Score Report is valid for two years from the date you took your test, and should be assigned within this timeframe. Some institutions will have their own validity period which is different from this. We advise that you check with your institution before making your application.

Sending your Score Report to an institution

Through your account

Institutions can receive your score and verify it using the individual Score Report Code (SRC) contained in your Score Report. They will use the SRC to retrieve your results via an electronic score verification system.

You can share your SRC with any institution via a secure method of your choosing. You can also send your Score Report via your PTE account (please note, if you use this method, it may take up to 48 hours before the institution can verify the scores).

You can send your Score Report to an unlimited number of institutions, but you can only select up to 7 recipients at any one time.

1. Sign in to your account at mypte.pearsonpte.com
2. Go to the **'My Activity'** page.
3. Select **'Send Scores'** next to the test you want to assign.
4. Search for the institution you want to send your score to. You can send up to 7 at one time, and sending your score is free of charge.
5. When the institution appears in the **'Recipient'** field, put a tick in the box.
6. Select **'Next'** to see a summary of your order.
7. Select **'Next'** again, then **'Submit Order'** to send your scores.

Using your Score Report Code (SRC)

1. Sign in to your account at mypte.pearsonpte.com
2. Go to the **'My Activity'** page.
3. Select **'View Score'** next to the relevant test.
4. Find the SRC on your on-screen report.
5. Submit the SRC to the institution you are applying to through a secure method of your choice.
6. The institution will use your SRC to retrieve your Score Report via Pearson's score verification platform.

Sending your Score Report to the Immigration, Refugees and Citizenship Canada office (IRCC)

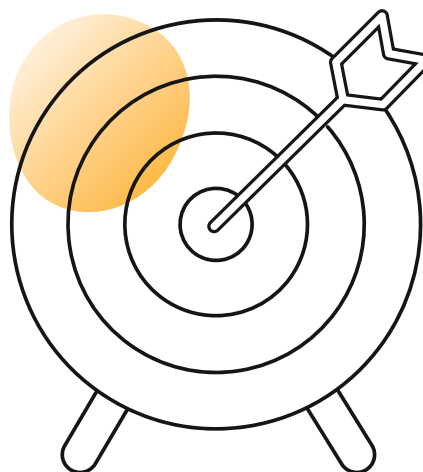
When applying for a Canadian visa, you can simply enter your unique Score Report Code (SRC) onto your application form.

Understanding your Score Report

PTE Core is scored on a granular scale from 10 to 90. The **PTE Core Score Report** includes your overall score and communicative skills.

See page 17 for a description of each element of the report.

For a detailed understanding of how your test is scored, view the PTE Core Score Guide here: pearsonpte.com/ScoreGuide



Retaking and rescoreing

Retake policy

- ▶ You can book your next test as soon as you receive the Score Report from your last test. Please do not create a new account in order to bypass the wait as this can cause further delays.
- ▶ You can only book one test at a time.

Requesting a rescore

If you wish to challenge your score, you may request a machine rescore. Please note:

- ▶ All PTE tests are computer-scored so it is therefore unlikely that your overall score will change.
- ▶ Only spoken responses and open-ended written responses will be rescored.
- ▶ In the unlikely event that your score changes, it may go up or down.

Requesting a technical review

If you believe that your speaking score was affected by a technical issue, you may request a technical review. This service will check for any technical issues in your audio recordings that may have caused an inaccurate score. Please note that a technical review will not change your score. Only a machine rescore, which is a different service, could do so.

Malpractice

If we identify evidence of malpractice during a machine rescore or technical review, the suspected malpractice will be processed according to the PTE Malpractice Policy. Any suspected malpractice could result in the suspension or revocation of your test score and a ban on future testing.

Appeals

You can make an appeal if:

- ▶ We have shared the outcome of a technical review, and you believe that we have not complied with our own internal procedures
- ▶ We have made a decision related to malpractice – including a decision to revoke your score – and you believe that we have not complied with our own internal procedures

The appeals procedure will review whether:

- ▶ We have adhered to the internal procedures
- ▶ Our internal procedures were applied properly and fairly in arriving at judgements
- ▶ Our activities were consistent with regulatory requirements

Please visit pearsonpte.com/help-center/scoring for more information on requesting a rescore, technical review or appeal, and to ensure you are aware of any changes to the above since this Handbook was last updated.

Pearson | PTE Core | Score Report

Score Report Code: S1tg318nj90

1 Score Report Code



Test Taker Name

Test Name: PTE Core
Test Taker ID: PLA300300320
Registration ID: 302300318

Overall Score

80

2 Overall Score

Reflects your overall English language ability and is based on performance throughout the test.

Communicative Skills



Listening



Reading



Speaking

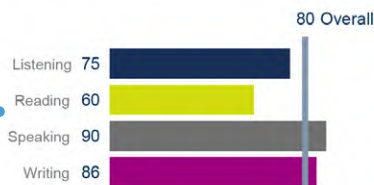


Writing

3 Communicative Skills

Listening, reading, speaking and writing are based on all test questions that assess these skills, either as a single skill or together with other skills.

Skills Breakdown



Further Information

PTE Core is designed to test English language proficiency for a range of general purposes.

Candidate Information

Date of Birth: 01 Jan 1997
Country of Citizenship: China
Country of Residence: China
Gender: Female

Test Information

Test Date: 18 Jan 2024
Valid Until: 18 Jan 2026
Issue Date: 19 Jan 2024
Test Centre Country: United Kingdom
Test Centre ID: 50404
Test Centre: PLT Testing Center 2

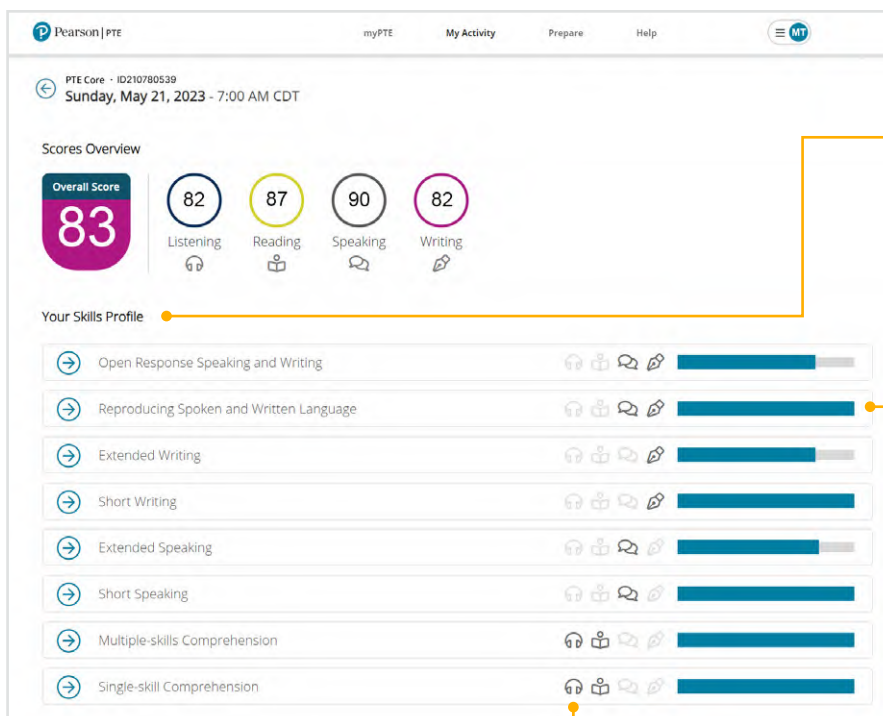
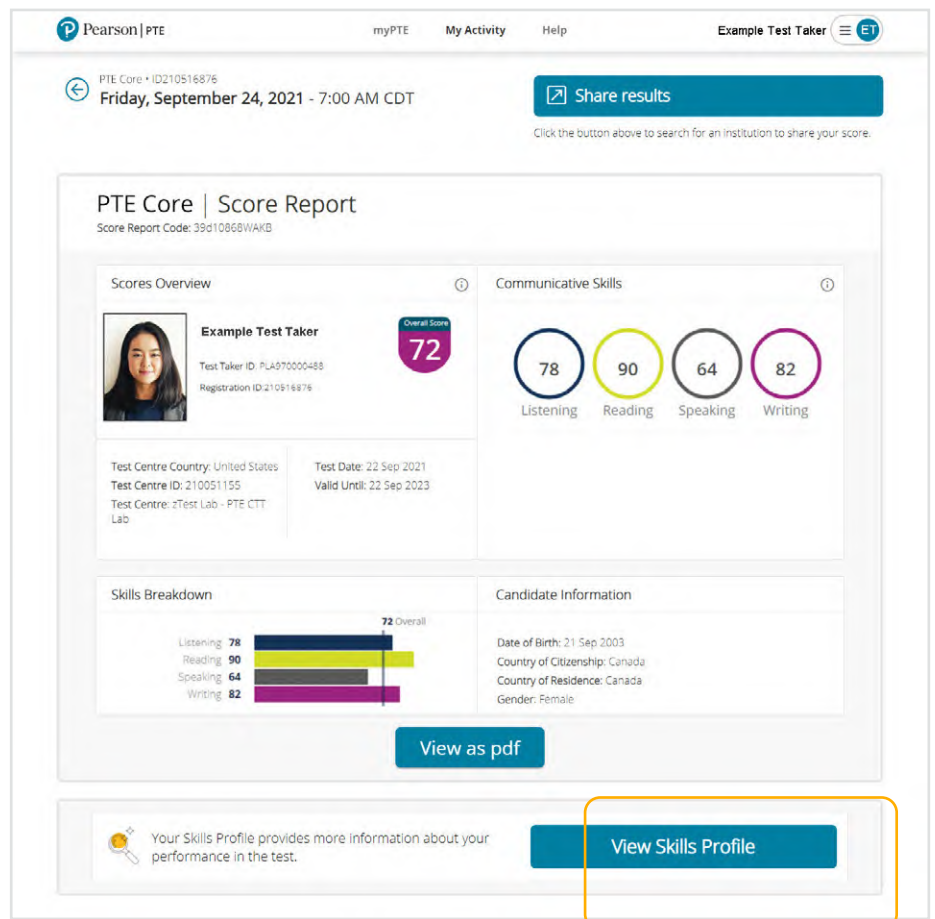
PLEASE NOTE:

- The Score Report representation above may differ from current Score Reports.
- For a detailed understanding of PTE Core scores, view the PTE Core Score Guide pearsonpte.com/scoring

Skills Profile

From your myPTE portal you can access detailed information about your performance in the test - the Skills Profile. It can be found when you view your Score Report online by clicking on **'View Skills Profile'** at the bottom of the page.

The Skills Profile looks at your performance in eight language skills areas. By clicking on the arrow next to each test area, you can view the skill(s) area definition and recommendations that have been tailored to you based on your performance in that test area.



1 Skills areas of performance

Each gives you its definition and relevant, personalized recommendations.

2 Performance bars

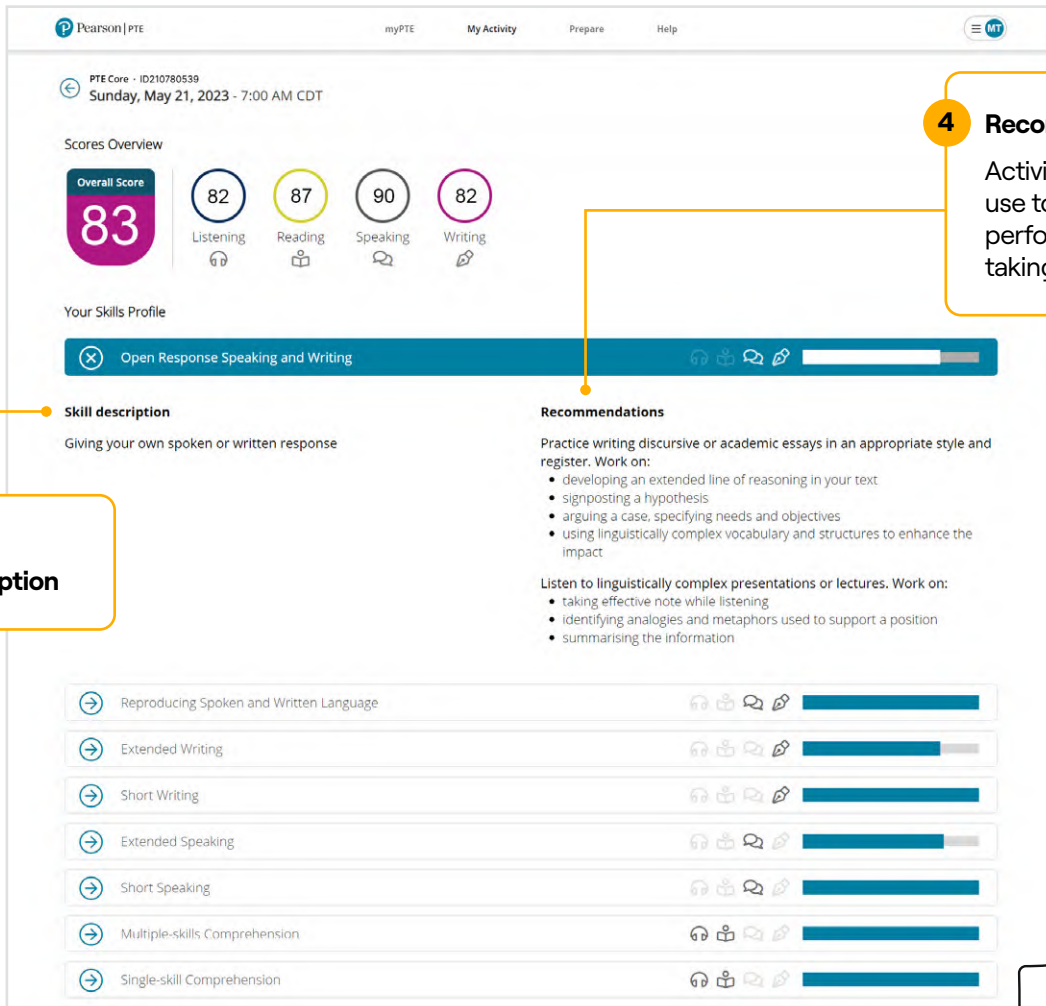
Give you an indication of how well you did in each test area.

3 Skills icons

The four icons next to the performance bars represent the related communicative skill(s) that you are scored on in the test.

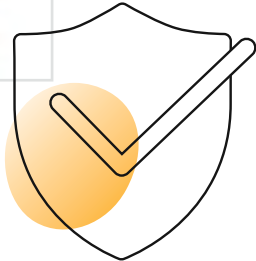
Each test area in the Skills Profile takes scoring information from item types that address those skills. This gives you a detailed overview of your strengths and weaknesses across the four language skills.

The recommendations come from the Global Scale of English (GSE) learning objectives that target test related skills. These objectives have been developed by language teachers to provide useful ways of practicing and improving particular aspects of English language. This means that whatever your Skills Profile looks like, we will give you targeted ways to improve.



4 Recommendations
Activities you can use to improve your performance before taking the test again.

5 Skill description



Tips to improve

- ▶ If you are disappointed with your score, please visit the following page, which contains tips on how to improve: pearsonpte.com/preparation/resources/what-can-i-do-to-improve/



Contact details

- ▶ For frequently asked questions, or if you have another question about your test, please visit the Contact Us page here: pearsonpte.com/help-center

PTE Core Test Taker Terms and Conditions

1) General

- A. These Terms and Conditions ('PTE Core Test Taker Terms and Conditions') are incorporated into and form part of the contract between Pearson Education Ltd ('Pearson', 'we', 'our' or 'us') and a candidate ('Candidate', 'you' or 'your') who has registered for Pearson Test of English Core ('PTE Core') with us or one of our affiliate companies worldwide. We may change or modify the PTE Core Test Taker Terms and Conditions from time to time. Candidates must agree to the PTE Core Test Taker Terms and Conditions when you complete the PTE Core registration process either on the phone or online.
- B. These PTE Core Test Taker Terms and Conditions and The PTE Core Test Taker Handbook ('the Handbook') constitutes the entire agreement between us and a Candidate. You acknowledge that you have not relied on any statement, promise, representation, assurance or warranty made or given by or on behalf of Pearson which is not set out in these PTE Core Test Taker Terms and Conditions or the Handbook.

2) PTE Core Test Taker Handbook

- A. The Handbook contains details of the rules and regulations that apply to PTE Core. When you schedule an appointment to take PTE Core, you will be asked to confirm that you have read and understood the Handbook.
- B. You agree that if you do not comply with the instructions set out in the section 'On Test Day' of the Handbook, this may be reported to Pearson by the test center staff and we may take action including but not limited to refusing you entry to the test center to sit the PTE Core test, or invalidation of test results.

3) Privacy

- A. At all stages during the registration, scheduling and test taking process Pearson will collect personal data from and about you. All your personal data will be collected, transmitted, and stored in a safe and secure way and will be used only for the purposes stated in the privacy statement which can be viewed on our website pearsonpte.com/privacy-policy.

4) Confidentiality

- A. Candidates may not remove copies of test items and answers from the testing center or share any items or answers from their test with others; this includes a prohibition on any non-commercial use of test items and answers in study guides or practice sessions.

5) Cancellation policy

- A. You may cancel and/or reschedule your test in accordance with the policy set out in the PTE Core Test Taker Handbook.
- B. Pearson may cancel your test and registration with PTE Core if, in Pearson's reasonable opinion, your reasons for taking the test are not genuine and in good faith. Your sole remedy is a refund of amounts you have paid for the canceled test.
- C. Pearson may additionally cancel your test and/or reschedule your test with a different test center at its discretion and, in the event of circumstances outside Pearson's control, at short notice, including any force majeure event. Your sole remedy is a refund or a rescheduled test at your option.

6) Limitations of Liability

- A. Pearson does not limit or exclude its liability for death or personal injury caused by its negligence or that of its employees or agents or for fraudulent misrepresentation.
- B. Subject to paragraph 6 (a) above, and to the fullest extent permitted by applicable law, Pearson shall under no circumstances be liable to you, whether in contract, tort (including negligence) or otherwise, for: (i) any loss of business, loss of profit or loss of opportunity or for any indirect or consequential loss incurred by you as a consequence of Pearson's acts or omissions relating to PTE Core or your test; or (ii) any act or omission by or on behalf of a test center, its employees or agents.
- C. Pearson's total liability to you in respect of any and all other costs or losses incurred by you shall not exceed the amount paid by you to Pearson in relation to the relevant test, unless otherwise required by law.

- D. In the event of our failure to perform, or delay in our performance of, any of our obligations in relation to providing PTE Core that is caused by circumstances outside our reasonable control, we shall be entitled to a reasonable extension of time for performing those obligations.

7) General Provisions

- A. These Terms and Conditions, any confirmation that we send to you regarding your registration and the contents of the Handbook together contain the entire contract between us and a Candidate in relation to Pearson PTE Core. We may revise these PTE Core Test Taker Terms and Conditions from time to time. Any material change will be brought to your attention by email to the contact email address you have provided to us.
- B. If any of these PTE Core Test Taker Terms and Conditions are determined by any competent authority to be invalid, unlawful or unenforceable to any extent, such term, condition or provision will to that extent be severed from the remaining terms, conditions and provisions which will continue to be valid to the fullest extent permitted by law
- C. If we fail to insist upon strict performance of any of your obligations under any of these PTE Core Test Taker Terms and Conditions, or if we fail to exercise any of the rights or remedies to which we are entitled, this shall not constitute a waiver of such rights or remedies and shall not relieve you from compliance with such obligations. A waiver by us of any default shall not constitute a waiver of any subsequent default.
- D. Except where specified otherwise, these Terms and Conditions and the contract between us in relation to PTE will be interpreted in accordance with the laws of England and Wales.

Supplemental Terms and Conditions

If you are registered to take the test in the following countries or territories, the appropriate supplemental terms listed below will also apply (and shall supersede any conflicting term in the Terms and Conditions).

Australia

Our test development and scoring services come with guarantees that cannot be excluded under Australian Consumer Law. You are entitled to a re-test or a refund for a major failure and compensation for any other reasonable, foreseeable loss or damage (subject to our liability limitation clauses in the Terms and Conditions).

You are also entitled to re-test or refund if the test fails to be of acceptable quality and the failure does not amount to a major failure.

Any claim under Australian Consumer Law should be addressed to:

Pearson Australia Group Pty Ltd
459–471 Church Street,
Level 1, Building B, Richmond VIC 3121
Australia

Pearson complies with the Privacy Act 1988 (Cth) in respect of your privacy rights. Your data will be exported outside of Australia to the UK, the US, the Philippines and any other jurisdiction that you nominate to receive your test scores, but all exports are in accordance with the provisions of the Privacy Act 1988 (Cth).

These Terms and Conditions shall be governed by the laws of the State of Victoria.

Hong Kong

Pearson complies with the Personal Data (Privacy) Ordinance (Cap. 486) (the 'PDPO') in relation to the collection, use, transfer and storage of your personal data. Any such personal data may be accessible by Pearson's other offices or offices affiliated to Pearson outside Hong Kong. That means your personal data may not be protected to the same or similar level in Hong Kong. By registering for PTE Core, you agree that your personal data may be transferred to places outside Hong Kong. Certain personal data may also need to be transferred to the Hong Kong authorities, Pearson's auditors, our insurers or our bankers for accounting or compliance purposes. You may access Pearson's Personal Information Collection Statement mentioned in Clause 3 above, (and which is also available in Chinese at pearsonpte.com/privacy-policy) and confirm that you have read, understood and consented to it.

In substitute for Clause 7(d) above, these Terms and Conditions shall be construed and governed by the laws of Hong Kong Special Administrative Region.

Mainland China

Pearson complies with the laws and regulations related to personal data. Any such personal data may be accessible by Pearson's other offices or offices affiliated to Pearson outside Mainland China. That means your personal data may not be protected to the same or similar level in Mainland China. By registering for PTE Core, you agree that your personal data may be transferred to places outside Mainland China. Certain personal data may also need to be transferred to the authorities, Pearson's auditors, our insurers or our bankers for accounting or compliance purposes. You may access Pearson's Personal Information Collection Statement mentioned in Clause 3 above, (and which is also available in Chinese at pearsonpte.com/privacy-policy) and confirm that you have read, understood and consented to it.

Learn more about



pearsonpte.com